

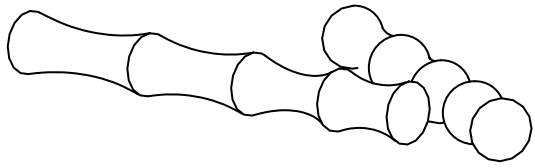




Lin the Panda Crossword Puzzle



Across:

3. Black and white bear
4. A baby panda
5. Pandas are considered an ___ species
9. Pandas live in a bamboo ____
10. Panda food

Down:

1. What country are pandas from?
2. Lin is one of the Lil' ___ Babies
6. Pandas do not _____ in the winter
7. The color of a newborn Panda
8. Lin the Panda's best friend

